



YARN MESH

Yarn Mesh Trailcams

Revolutionising Remote Monitoring with Real-Time Data and AI-Driven Insights

Traditional trail cameras require personnel to physically retrieve SD cards and manually analyse captured footage. The AI-powered mesh-connected trail cam eliminates these inefficiencies by providing real-time data and intelligent insights, transforming the way organisations monitor remote environments.

Real-Time Data for Immediate Decision-Making

With AI-powered trail cameras, stakeholders receive instant updates on detected activity, enabling timely responses.

Just-in-Time Maintenance

Alerts for battery levels, connectivity issues, or potential camera malfunctions enable proactive servicing, minimising downtime and maximising operational efficiency.

Empirical Data to Drive Strategic Decisions

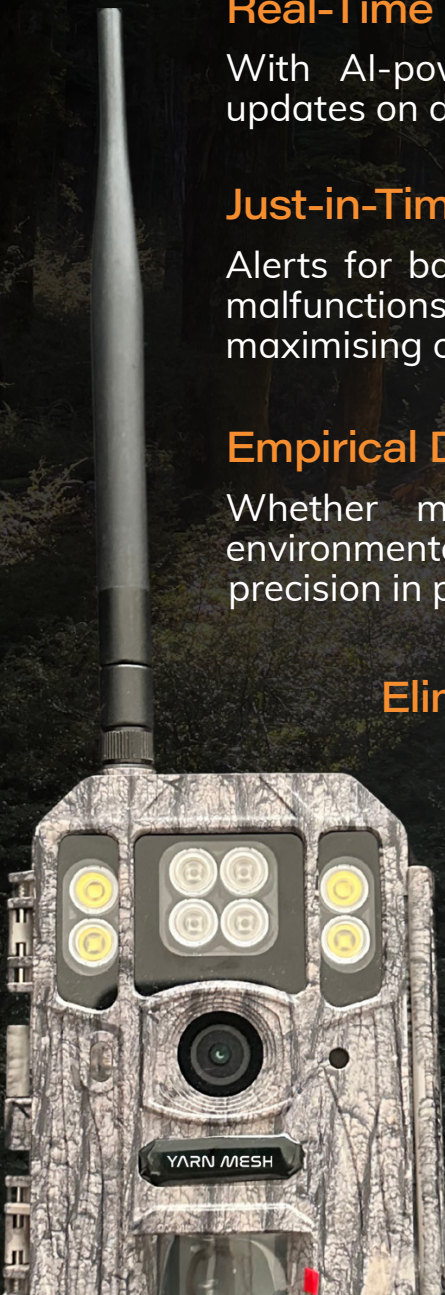
Whether monitoring wildlife patterns, security threats, or environmental changes, accurate and up-to-date data ensures precision in planning and execution.

Elimination of Guesswork

Users can rely on data-driven insights to assess risks, identify patterns, and optimise their response strategies.

Targeted Efforts with AI-Powered Detections

The AI-driven detection system filters and categorises relevant activity, reducing the volume of irrelevant footage and false alarms.





YARN MESH

Powerful bandwidth and reliable connectivity without limits—delivering your data seamlessly up, down, around and over, exactly where and when you need it.


The AI-powered mesh-connected trail cam is a game-changer for remote monitoring applications. By eliminating manual data retrieval, providing real-time insights, and leveraging AI-driven analytics, it enhances efficiency, accuracy, and responsiveness. Organisations that adopt this technology will gain a competitive edge by making smarter, faster, and more effective decisions in the field.

General Specifications


- Detection Range: 100 ft (30 m)
- Illumination Distance: 100 ft (30 m) ~2-15m recommended
- Image Sensor Lens Aperture: $f/2.4$
- Built-in Display: 2" Colour LCD
- Camera Dimensions: 145.1 × 103.8 × 82 mm
- Camera Weight: 0.40 kg
- Compliance Certifications: FCC, CE, RoHS

Let's have a yarn about mesh

Contact our sales team to learn more or place an order:

 +64 (3) 409 0883

 sales@yarnmesh.ai

 yarnmesh.ai

